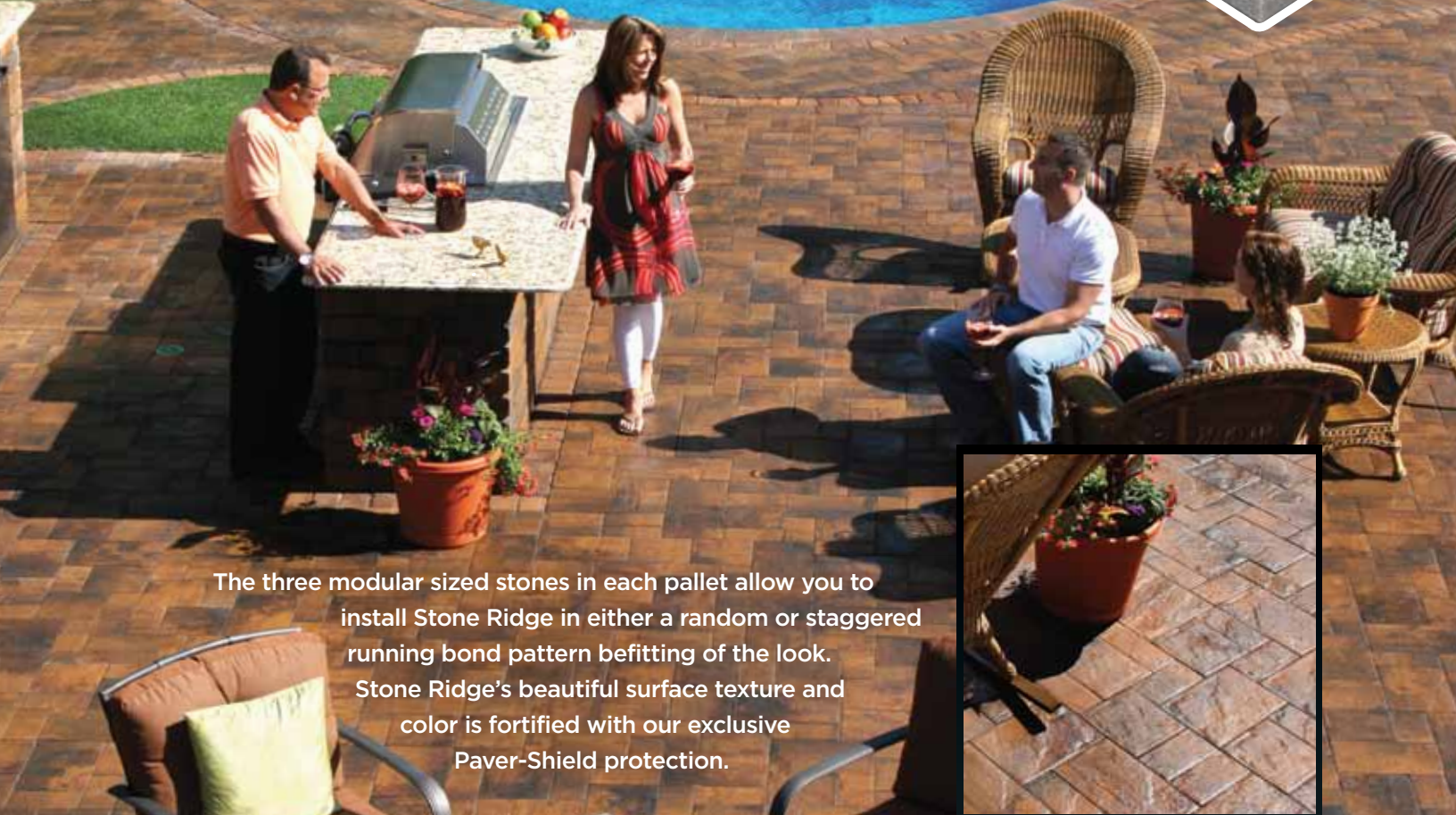


capture the elegant look of natural stone

stone ridge




The three modular sized stones in each pallet allow you to install Stone Ridge in either a random or staggered running bond pattern befitting of the look. Stone Ridge's beautiful surface texture and color is fortified with our exclusive Paver-Shield protection.



Stone Ridge



4 3/4" x 8 3/4" x 2 3/8"




8 3/4" x 8 3/4" x 2 3/8"




8 3/4" x 13 1/8" x 2 3/8"

Stone Ridge XL



8 3/4" x 8 3/4" x 2 3/8"



8 3/4" x 17 3/4" x 2 3/8"



17 3/4" x 17 3/4" x 2 3/8"

Nicolock's new Stone Ridge pavers have the texture of natural cut flagstone.

available colors:



adobe blend




golden brown blend



granite city blend



crab orchard blend*



oyster blend*



travertina blend*



pennsylvania blue**



rusty blue blend**



FORTIFIED WITH:
paver-shield[™]
guaranteed protection
MORE COLOR•MORE STRENGTH•MORE LIFE

NICOLOCK
paving stones and retaining walls

For more information call 631.669.0700 or visit www.nicolock.com

* denotes premium color
** denotes deluxe color

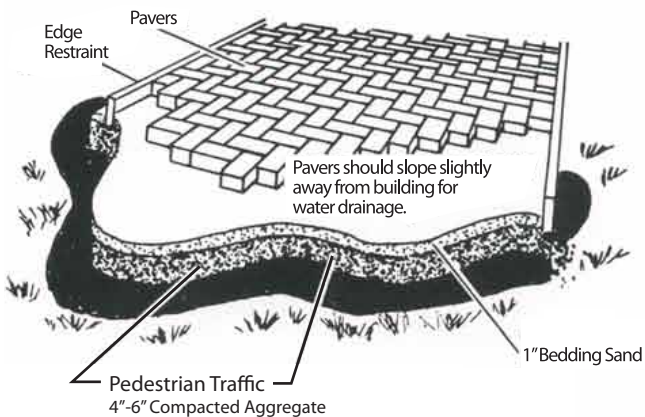


stone ridge with natural stone texture

INSTALLATION GUIDELINES

After excavation, compact the subgrade and install a woven separation fabric. Spread and compact a base of clean, graded, dense aggregate (road base). Typical compacted base thickness is 4-6" for pedestrian applications. Pavers are set on a loosely screeded 1" bed of graded, clean concrete sand. Maintain a joint size of 1/16" - 3/16". When pavers are set, compact paving stones into sand with mechanical plate vibrator. Joint sand may be spread over paving stones during compaction. Installed pavers should be set 1/8" to 1/4" above final elevations to compensate for any potential settlement. Spread clean dry sand over surface and broom sweep to fill joints.

CROSS SECTION OF TYPICAL INSTALLATION



CAUTION: ALWAYS USE A PLATE COMPACTOR WITH A PAD WHEN INSTALLING BLUE RIDGE OR ANY OTHER TEXTURED PAVING STONE.

NOTE: Warranties expressed or implied by Nicolock do not apply to the possible occurrence of efflorescence which does not affect the structural integrity of the paving stone. Efflorescence is a normal occurrence in concrete products and will dissipate with normal weathering. The use of concrete as a base or setting bed may increase the possibility of efflorescence.



stone ridge specifications

width	length	height	pieces per s.f.	s.f. per pallet	pieces per pallet	pallet weight
4 3/8"	8"	2 3/8"	-	110	130	3,060
8 3/4"	8 3/4"	2 3/8"	-	110	60	3,060
8 3/4"	13 1/8"	2 3/8"	-	110	50	3,060

stone ridge XL specifications

width	length	height	pieces per s.f.	s.f. per pallet	pieces per pallet	pallet weight
8 3/4"	8 3/4"	2 3/8"	-	110	20	3320
8 3/4"	17 3/4"	2 3/8"	-	110	50	3320
17 3/4"	17 3/4"	2 3/8"	-	110	20	3320



Paver-Shield™ is an advanced manufacturing technology that concentrates the highest grade of cement, a selection of the finest sands, and the most vibrant pigment available on the surface to create a durable, color-rich paver. Paver-Shield completely eliminates the exposure of large and unsightly stones from wear or the use of harsh de-icing salts. Pavers made with Paver-Shield have color from top to bottom, not a thin veneer. Nicolock is the only manufacturer that offers surface protection and color throughout using Paver-Shield technology. **Paver-Shield ensures a lifetime of rich color!**

paving stones & retaining walls
NICOLOCK
 We're paving a whole new way.

For more information call
 631.669.0700 or visit www.nicolock.com