



Masonry Supply Centers

NY Blend

Product Description


A blend of quarried stone, 70% earth tones and 30% gray. Color Ranges: May vary from brown, tan, and light yellow.




Packaging

- *This stone comes in four different cuts. (See below)*
- *It is available in full bed and thin stone veneer.*
- *Thin Stone is priced by the sq. ft. Stock pallets are 50sf, 100sf or 200sf.*
- *Corners are priced and sold by the linear foot.*
- *You may special order any stone to your specific quantity.*


Stone Cuts




Mosaic



Square & Rec.



Ledge



Ashlar

Thin Stone Veneer is the sawn facings of traditional "full bed" building stone veneer. Whereas traditional building stone veneer typically ranges in thickness (depth) from 3" to 5" and requires a bearing shelf, thin veneer products vary in thickness between $\frac{3}{4}$ " and $1\frac{1}{4}$ " and do not require any special foundations. 90° angle cuts taken from the interior of full bed cutting stock produce thin veneer corners that help conceal the overall material depth.

Thin veneer stone installs quickly and easily over a wide variety of substrates allowing for greater versatility in installation.